

Scaled data based on original data using  
LM-79-08 Approved Method: Electrical and Photometric Measurements of Solid-  
State Lighting Products

Test Report Prepared for  
Cooper Lighting Solutions  
(formerly Eaton)

Brand: INVUE

Report Number: P675161

Luminaire Tested: **CCW-SA-2A-827-U-T4FT**

Issue Date: 04/25/2023



**Test Information**

Test Method: LM-79-08  
Report Number: P675161  
Test Lab: INNOVATION CENTER(G1)  
Issue Date: 04/25/2023  
Manufacturer: COOPER LIGHTING SOLUTIONS (FORMERLY EATON)  
Product Line: INVUE  
Catalog Number: CCW-SA-2A-827-U-T4FT  
Description: INVUE CLEAR CURVE Wall Pack MOUNT LIGHT SQUARE LUMINAIRE @350mA w/  
T4FT distribution lens  
Light Source: (32) 2700K CCT, 80 CRI LEDS  
Ballast/Driver: ELECTRONIC DRIVER

**Summary**

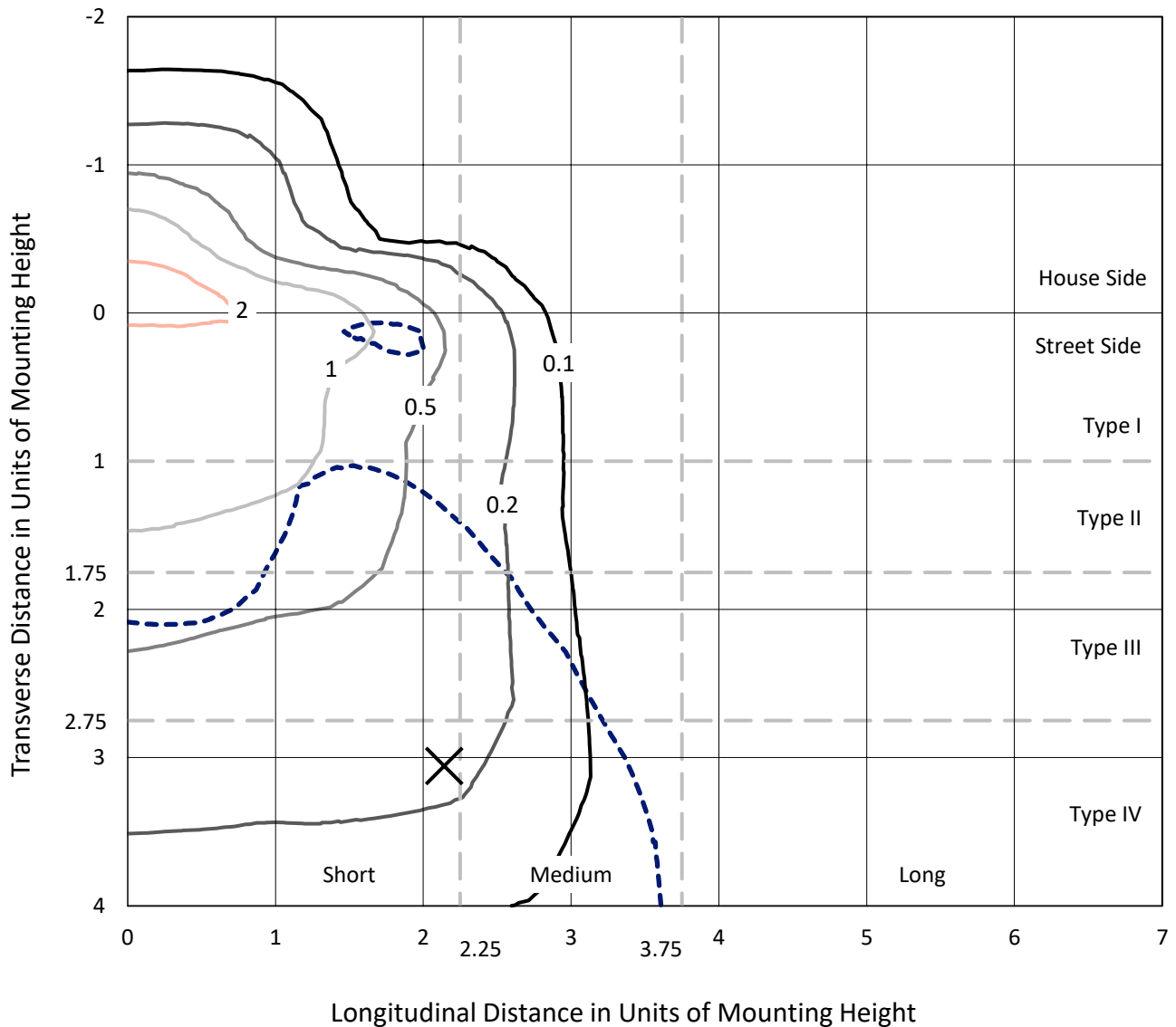
Lumens per Lamp: N/A  
Luminaire Lumens: 4019.7 lumens  
Efficiency: N/A  
Efficacy: 111.0 lumens/watt  
Luminous Opening: Rectangular (W 1' x L: 1' x H: 0')  
IES Classification: Type IV - Short  
BUG Rating: B1 - U0 - G2

Input Watts (W): 36.2  
Input Voltage (V): 120  
Input Current (A<sub>in</sub>): NR  
Voltage Rise (V): NR  
Power Factor: NR  
Total Harmonic Distortion (THDi): NR  
Frequency (hertz): 60  
Stabilization Time: NR  
Operation Time: NR  
Ambient Temperature (°C): NR  
Test Distance: 25 FT

REPORT NUMBER: P675161  
 CATALOG NUMBER: CCW-SA-2A-827-U-T4FT

### Iso-Footcandle Lines of Horizontal Illumination

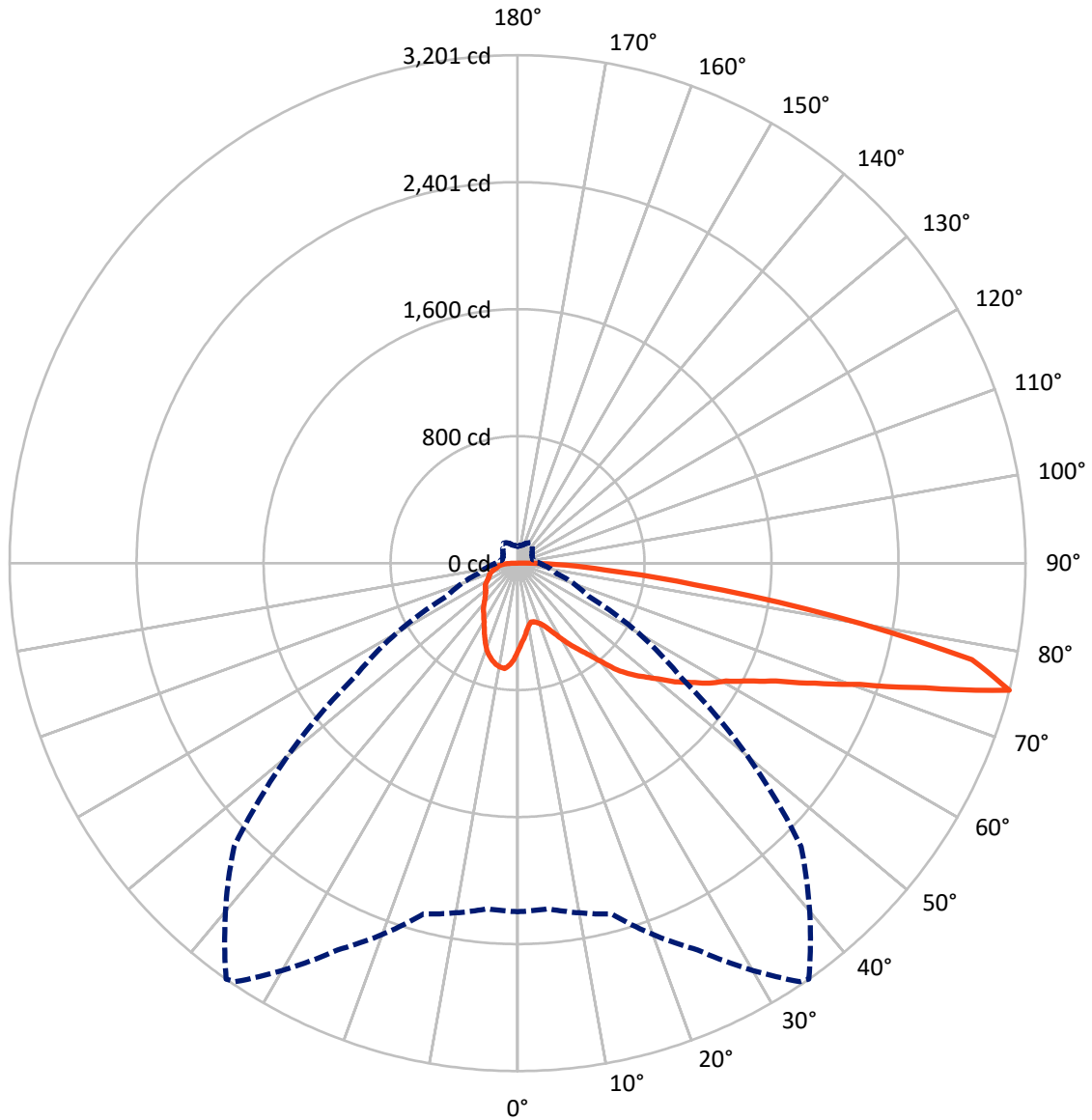
× Max cd  
 - - - 1/2 Max cd



Based on 15 foot mounting height. Maximum calculated value = 2.9 fc  
 Type IV - Short - N/A

REPORT NUMBER: P675161  
CATALOG NUMBER: CCW-SA-2A-827-U-T4FT

### Luminous Intensity Polar Plot



— Vertical Plane Through 35-Deg Lateral    - - - Horizontal Cone Through 75-Deg Vertical

REPORT NUMBER: P675161  
 CATALOG NUMBER: CCW-SA-2A-827-U-T4FT

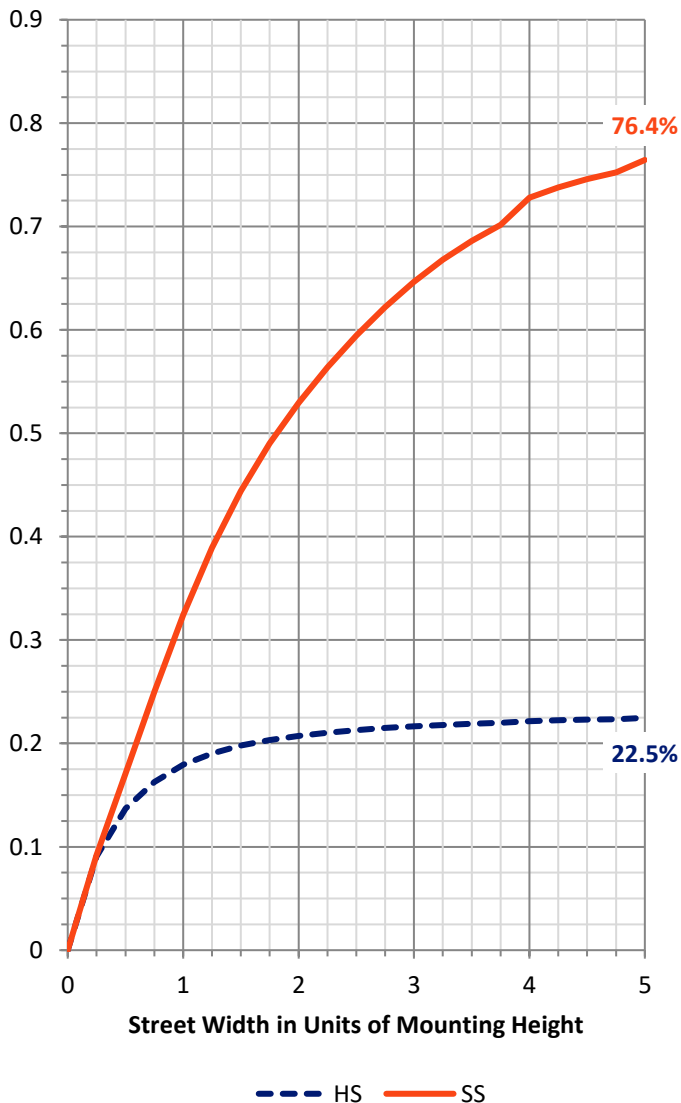
**FLUX DISTRIBUTION:**

		Downward	Upward	Total
<b>House Side</b>	Lumens	923.8	0.0	923.8
	% Fixture	23.0	0.0	23.0
<b>Street Side</b>	Lumens	3095.9	0.0	3095.9
	% Fixture	77.0	0.0	77.0
<b>Total</b>	Lumens	4019.7	0.0	4019.7
	% Fixture	100.0	0.0	100.0

**Coefficient of Utilization**

**ZONAL LUMENS:**

Zone	Lumens	% Fixture
0°-10°	52.5	1.3
10°-20°	152.3	3.8
20°-30°	252.7	6.3
30°-40°	374.6	9.3
40°-50°	540.2	13.4
50°-60°	742.8	18.5
60°-70°	917.5	22.8
70°-80°	839.4	20.9
80°-90°	147.8	3.7
90°-100°	0.0	0.0
100°-110°	0.0	0.0
110°-120°	0.0	0.0
120°-130°	0.0	0.0
130°-140°	0.0	0.0
140°-150°	0.0	0.0
150°-160°	0.0	0.0
160°-170°	0.0	0.0
170°-180°	0.0	0.0
0°-90°	4019.7	100.0
0°-180°	4019.7	100.0



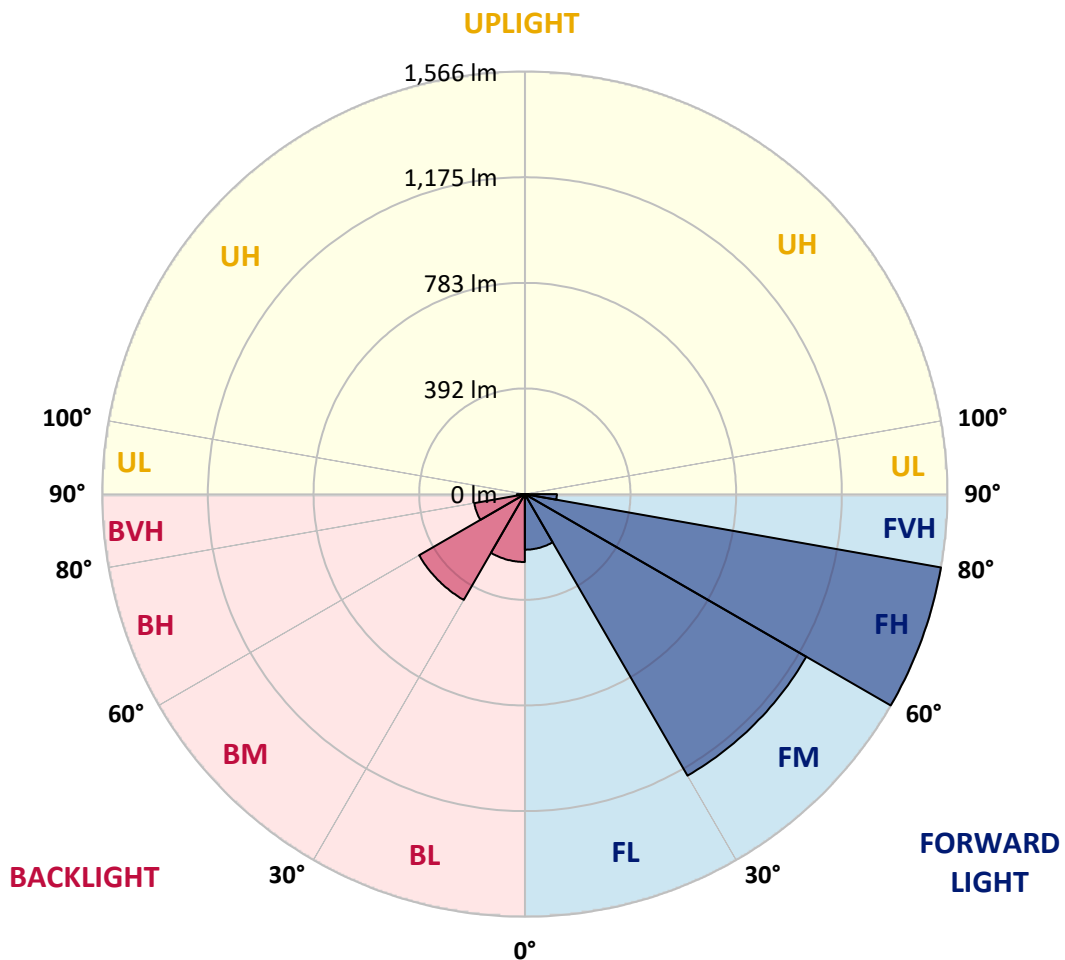
REPORT NUMBER: P675161  
 CATALOG NUMBER: CCW-SA-2A-827-U-T4FT

**LUMINAIRE CLASSIFICATION SYSTEM LUMEN TABLE AND BUG RATING:**

Zone	Lumens	% Fixture	Zone Rating/Lumen Limit		
			B	U	G
FL (0°-30°)	206.0	5.1			
FM (30°-60°)	1204.9	30.0			
FH (60°-80°)	1566.4	39.0			G1/1800
FVH (80°-90°)	118.6	3.0			G2/225
BL (0°-30°)	251.5	6.3	B1/500		
BM (30°-60°)	452.7	11.3	B1/1000		
BH (60°-80°)	190.5	4.7	B1/500		G1/500
BVH (80°-90°)	29.2	0.7			G1/100
UL (90°-100°)	0.0	0.0		U0/0	
UH (100°-180°)	0.0	0.0		U0/0	

**BUG Rating: B1-U0-G2**

Type IV Short





REPORT NUMBER: P675161

CATALOG NUMBER: CCW-SA-2A-827-U-T4FT

**CANDELA DISTRIBUTION (FULL):**

	0°	5°	15°	25°	34°	35°	45°	55°	65°	75°	85°
0°	550.7	550.7	550.7	550.7	550.7	550.7	550.7	550.7	550.7	550.7	550.7
2.5°	498.9	494.5	498.9	501.9	501.9	501.9	506.3	519.6	528.5	534.4	544.8
5°	447.1	448.6	451.5	458.9	463.4	466.3	473.7	490.0	503.3	522.6	544.8
7.5°	401.2	404.2	408.6	416.0	426.4	424.9	441.2	463.4	488.5	513.7	546.3
10°	377.5	383.4	384.9	386.4	396.8	396.8	419.0	444.1	475.2	507.8	546.3
12.5°	382.0	382.0	377.5	376.0	382.0	380.5	399.7	429.3	463.4	509.3	552.2
15°	395.3	395.3	386.4	377.5	386.4	383.4	399.7	423.4	463.4	510.8	564.0
17.5°	413.0	414.5	404.2	389.4	392.3	393.8	405.6	427.8	463.4	513.7	580.3
20°	448.6	441.2	424.9	401.2	411.6	407.1	424.9	444.1	472.3	525.6	604.0
22.5°	479.7	479.7	448.6	427.8	429.3	429.3	445.6	461.9	485.6	541.8	621.8
25°	530.0	527.0	488.5	457.5	460.4	461.9	470.8	490.0	507.8	550.7	644.0
27.5°	593.7	586.3	547.8	512.2	500.4	504.8	509.3	524.1	528.5	565.5	670.6
30°	661.8	651.4	618.8	562.6	556.6	558.1	550.7	559.6	553.7	589.2	697.3
32.5°	704.7	704.7	673.6	632.1	615.9	615.9	590.7	596.6	596.6	611.4	744.7
35°	741.7	738.7	718.0	686.9	676.6	670.6	645.5	654.4	639.6	654.4	811.3
37.5°	798.0	789.1	780.2	759.5	738.7	734.3	721.0	726.9	706.2	698.8	886.8
40°	863.1	858.7	849.8	840.9	820.2	818.7	803.9	809.8	787.6	759.5	962.3
42.5°	959.3	946.0	917.9	910.5	914.9	920.8	914.9	904.5	864.6	829.0	1043.7
45°	1055.6	1034.8	981.5	969.7	1003.7	999.3	1024.5	1020.0	954.9	898.6	1129.6
47.5°	1117.7	1100.0	1057.0	1049.6	1064.4	1070.4	1145.9	1132.5	1028.9	962.3	1212.5
50°	1162.1	1163.6	1107.4	1126.6	1145.9	1145.9	1240.6	1239.1	1119.2	1040.8	1320.6
52.5°	1227.3	1206.6	1182.9	1200.6	1227.3	1242.1	1359.0	1326.5	1175.5	1107.4	1441.9
55°	1261.3	1252.5	1231.7	1262.8	1319.1	1326.5	1450.8	1425.7	1239.1	1185.8	1566.3
57.5°	1274.7	1282.1	1316.1	1329.4	1407.9	1427.1	1533.7	1498.2	1298.3	1283.5	1662.5
60°	1333.9	1323.5	1369.4	1422.7	1498.2	1508.6	1637.4	1560.4	1356.1	1347.2	1693.6
62.5°	1453.8	1427.1	1452.3	1516.0	1621.1	1634.4	1746.9	1643.3	1381.3	1390.1	1692.1
65°	1628.5	1609.2	1572.2	1622.6	1770.6	1789.9	1875.7	1714.4	1373.8	1375.3	1572.2
67.5°	1834.3	1803.2	1764.7	1795.8	1976.4	2020.8	2032.6	1745.4	1322.0	1292.4	1279.1
70°	2014.9	1994.2	1969.0	2022.3	2274.0	2290.2	2228.1	1726.2	1178.4	1037.8	852.7
72.5°	2183.7	2173.3	2188.1	2388.0	2676.6	2687.0	2411.6	1604.8	931.2	629.2	396.8
75°	2197.0	2186.6	2288.8	2690.0	3181.5	3200.7	2525.6	1258.4	491.5	256.1	167.3
77.5°	1487.8	1518.9	1709.9	2355.4	2922.4	2926.8	2065.2	584.8	202.8	151.0	117.0
80°	365.7	405.6	644.0	1218.4	1970.5	2019.3	1131.1	196.9	133.2	115.5	87.3
82.5°	133.2	145.1	262.0	550.7	1107.4	1126.6	395.3	106.6	96.2	88.8	63.7
85°	63.7	65.1	124.4	270.9	559.6	553.7	142.1	63.7	69.6	60.7	38.5
87.5°	26.6	26.6	54.8	125.8	247.2	239.8	45.9	29.6	40.0	35.5	19.2
90°	0.0	0.0	0.0	0.0	0.0	0.0	0.0	0.0	0.0	0.0	0.0



REPORT NUMBER: P675161  
 CATALOG NUMBER: CCW-SA-2A-827-U-T4FT

**CANDELA DISTRIBUTION (continued):**

	90°	95°	105°	115°	125°	135°	145°	155°	165°	175°	180°
0°	550.7	550.7	550.7	550.7	550.7	550.7	550.7	550.7	550.7	550.7	550.7
2.5°	552.2	555.2	567.0	575.9	584.8	592.2	604.0	604.0	611.4	611.4	611.4
5°	550.7	567.0	586.3	607.0	620.3	633.6	645.5	647.0	651.4	657.3	658.8
7.5°	556.6	572.9	604.0	633.6	649.9	655.8	670.6	666.2	666.2	666.2	670.6
10°	568.5	586.3	629.2	655.8	667.7	669.2	664.7	661.8	652.9	649.9	645.5
12.5°	577.4	608.5	651.4	672.1	667.7	663.2	652.9	638.1	627.7	624.7	624.7
15°	599.6	630.7	670.6	678.0	670.6	647.0	633.6	617.3	608.5	595.1	601.1
17.5°	618.8	654.4	689.9	681.0	666.2	629.2	609.9	586.3	574.4	559.6	559.6
20°	644.0	676.6	707.7	684.0	651.4	611.4	580.3	550.7	534.4	519.6	522.6
22.5°	672.1	701.7	718.0	672.1	629.2	583.3	540.4	512.2	491.5	482.6	485.6
25°	694.3	726.9	723.9	652.9	602.5	547.8	500.4	473.7	469.3	460.4	460.4
27.5°	722.5	756.5	719.5	629.2	558.1	491.5	461.9	451.5	451.5	447.1	450.1
30°	759.5	783.2	709.1	595.1	501.9	441.2	426.4	432.3	442.7	438.2	439.7
32.5°	820.2	817.2	700.2	556.6	442.7	392.3	402.7	414.5	423.4	427.8	430.8
35°	879.4	860.1	689.9	504.8	387.9	368.6	377.5	390.8	407.1	411.6	413.0
37.5°	938.6	904.5	672.1	441.2	353.8	347.9	356.8	364.2	377.5	380.5	383.4
40°	1000.8	934.2	641.0	379.0	325.7	325.7	331.6	333.1	340.5	344.9	347.9
42.5°	1055.6	962.3	584.8	321.3	296.1	306.5	307.9	305.0	299.0	302.0	303.5
45°	1122.2	993.4	519.6	279.8	273.9	287.2	290.2	278.3	268.0	262.0	259.1
47.5°	1187.3	1025.9	463.4	245.8	253.2	273.9	273.9	260.6	242.8	228.0	222.1
50°	1246.5	1058.5	417.5	225.0	232.4	263.5	266.5	241.3	222.1	204.3	201.3
52.5°	1345.7	1113.3	370.1	208.7	220.6	256.1	254.6	232.4	207.3	188.0	186.5
55°	1433.1	1168.1	307.9	192.5	208.7	245.8	250.2	223.5	189.5	171.7	168.8
57.5°	1496.7	1181.4	245.8	176.2	196.9	233.9	239.8	205.8	177.7	162.8	161.4
60°	1508.6	1129.6	199.9	162.8	180.6	217.6	222.1	195.4	168.8	156.9	154.0
62.5°	1453.8	1030.4	170.3	151.0	167.3	201.3	210.2	183.6	159.9	149.5	148.0
65°	1329.4	885.3	149.5	140.6	158.4	189.5	199.9	174.7	152.5	143.6	142.1
67.5°	1052.6	679.5	133.2	133.2	146.6	177.7	192.5	168.8	145.1	139.2	137.7
70°	688.4	408.6	121.4	122.9	137.7	167.3	183.6	161.4	136.2	134.7	131.8
72.5°	296.1	188.0	108.1	112.5	124.4	149.5	170.3	151.0	125.8	121.4	117.0
75°	136.2	114.0	97.7	100.7	111.0	131.8	154.0	139.2	117.0	109.6	105.1
77.5°	96.2	82.9	81.4	87.3	94.7	114.0	136.2	130.3	108.1	102.2	99.2
80°	71.1	63.7	68.1	74.0	78.5	105.1	128.8	119.9	99.2	90.3	85.9
82.5°	50.3	47.4	53.3	59.2	63.7	91.8	118.4	105.1	82.9	75.5	68.1
85°	29.6	31.1	37.0	40.0	44.4	68.1	99.2	84.4	63.7	48.9	47.4
87.5°	13.3	13.3	17.8	19.2	22.2	40.0	66.6	53.3	40.0	31.1	29.6
90°	0.0	0.0	0.0	0.0	0.0	0.0	0.0	0.0	0.0	0.0	0.0

(END OF REPORT)